

TIRE INFORMATION SERVICE BULLETIN

TIRES ON CERTAIN GLOBALIZED (“EURO”) VANS

There has been an increase in the variety of vans sold in the North American market that are based on platforms used around the world by vehicle manufacturers. These vans are commonly used in commercial service and come in various sizes and configurations with efficiency and cargo flexibility in mind.

This TISB is a reminder about proper tire replacement guidelines, particularly as it applies to globalized (“Euro”) vans and the differences in tire size designations that may be applied to them.

NOTE

Before replacing tires, always refer to and follow the vehicle manufacturer’s tire replacement recommendations and restrictions.

Like all other vehicles, when considering tire replacement for Euro vans, carefully determine the tire size designation for the original equipment tires and the recommended replacement tires as specified on the vehicle tire placard, certification label, or in the vehicle owner’s manual. Depending on the van and its configuration, it may be equipped with P-Metric, LT-Metric, European Metric (Passenger), or European Commercial Metric tires.

Figures 1 and 2 are examples of placards from one of these increasingly popular model vans. These placards show that European C-Type tires are specified (note the “C” at the end of the tire size code).

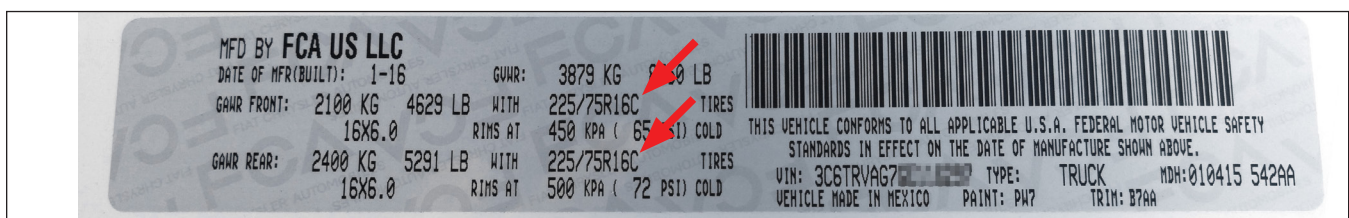
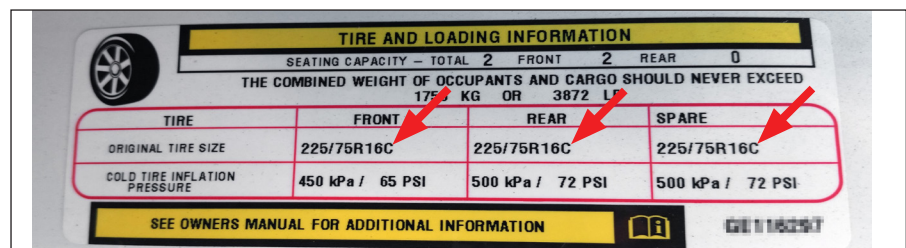


FIGURE 1 (Above): Example Vehicle Certification Label

FIGURE 2 (Right): Example Vehicle Tire Placard



- Continued Next Page -

Tires with different size designations may not be interchangeable even if they have similar dimensions. For example, an LT-metric tire may not be a suitable replacement for a C-Type European Commercial Metric tire, even if the tires have similar section width, aspect ratio, and rim codes. Such tires typically have significantly different load carrying capacities. In other words: An LT225/75R16 is not the same as a 225/75R16C.

Tire Type	Size Code	Load Index and Speed Symbol	Load Identification	Maximum Load Capacity at Rated Pressure	
P-Metric (Passenger)	P225/75R16	104T	Standard Load	900 kg	240 kPa
European Metric (Passenger)	225/75R16	104T	Standard Load	900 kg	250 kPa
LT-Metric (Light Truck)	LT225/75R16	115/112R	Load Range E	1215/1120 kg	550 kPa
C-Type European Commercial Metric	225/75R16C	121/120R	Load Range E	1450/1400 kg	575 kPa

NOTE

The “C” at the end of the size designation in Figure 3 below identifies the tire as a C-Type European Commercial Metric tire. The “C” is not a load range. The load range is marked separately on the tire sidewall as shown in Figure 4.



FIGURE 3: Size and Service Description of an Example C-Type European Commercial Metric Tire

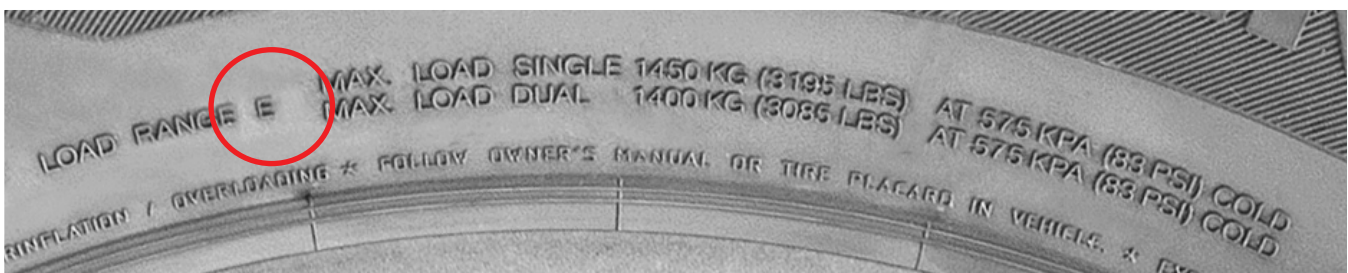


FIGURE 4: Load Range, Max Load and Pressure Specifications for the Example Tire Shown in Figure 3

This Bulletin Replaces Volume 49, Number 1

This is a publication of the U.S. Tire Manufacturers Association.
 Duplication and distribution of this work in the original form is permitted. All other rights reserved.
 To receive USTMA publications call +1 202.682.4800 or go to USTires.org and click on Publications.